



2022 Photo Contest & Exhibit

(All photos will be placed on exhibit, whether you win or not!)

Rules	Page 1
Categories	Page 4
Entry Form	Page 5
Photo Tickets	Page 6

All prints MUST be mounted on foam core or matte board backing.

PHOTO CONTEST 2022

Bangor State Fair
Eastern Maine Camera Club
c/o the Cross Insurance Center
515 Main Street, Bangor, ME 04401
Telephone (207) 561-8300
www.bangorstatefair.com
www.easternmainecameraclub.org

LOCATED IN
Bangor State Fair
Grandstand

Rule Summary (Please read ALL rules carefully to avoid disqualification. Additional rules and details are on pages 2 through 4.)

Mounting and Matting: ALL PRINTS MUST BE MOUNTED ON A FOAM CORE OR MATTE BOARD BACKING, NO EXCEPTIONS. (See Rule #7) If you are unable to do the mounting yourself, some local arts and crafts businesses may be able to do it for you. If you are unsure what is meant by a “backing,” please contact info@easternmainecameraclub.org.

How-to video — [Click here to view a YouTube video showing a simple method of mounting your photos on foam core.](#) Or type in the following link:

https://www.youtube.com/watch?v=smyKkOH2_vg

There are many more like this on YouTube if you want to look for alternatives to the method shown in this video.

Print mattes are not absolutely required but are encouraged to help protect your print while being handled and stacked with other photos. (See Rule #7)

Print sizes: At least 8 X 10 inches, but NOT larger than 16 X 20 inches, including the matte (See rule #6). Note: There is one exception to this in this year’s “special” category, “Panoramas.” Please see the category descriptions on page 4 for details.

The contest is open to everyone. Youth (16 and under) are judged separately from Adults (over 16). (See Rule #1 and Categories following Rule #11.)

Number of entries: Each adult may enter one black & white AND one color photo in each Adult category. Each youth may enter two black & white AND two color photos in the Youth category.

Photo subjects must conform to the topics shown for the Adult and Youth categories.

Your identifying information must be written on the back of the print mounting. This is in addition to your information on the entry form and photo tickets. (See Rule #8.)

Important Dates: Deadline for mailed-in entries – Monday, July 25, 2022. Deliver photos in person – Monday, August 1, 2022. Remove photos, receive prizes – Monday, August 8, 2022.

What are the requirements for entering this contest?

1. This contest is open to **all** photographers. Persons **16** years of age or younger will be judged separately, unless the entrant states a preference to have their images judged with the Adult Class Categories. If a youth chooses to enter in the Adult Categories, they may NOT enter anything in the Youth categories also. Please read the description of "Adult" and "Youth" categories on page 4 for more information.
2. Entries will be limited to **one** black & white and **one** color print in each adult category; **two** black & white and **two** color prints may be entered in the Youth category. Prints may be prepared using either a film or digital photographic process. You may not use the same image in more than one format; e.g. you cannot use the same beautiful flower close-up in color prints and B&W prints. You are **NOT** required to enter a photo in every category, only the ones you wish to enter.
3. Entry fees (**Fees are per person. Please make checks out to Bangor State Fair**):
 - a. Adult (17 years old and over) – **\$15**
 - b. Youth (16 years old and under) – **\$5**
4. Any photograph which is determined by the committee or judges to not conform to the category entered will be moved into a more appropriate category for judging, unless this causes the entrant to exceed the number of prints allowed in that category. If there is no category available, the image will be disqualified.
5. Pictures entered in a previous Photo Contest at the Bangor State Fair will not be accepted and will be disqualified.

How must I prepare my photos for the contest?

6. Prints (image area) must be at least **8 inches by 10 inches** or larger, but **NOT** larger than **16 inches by 20 inches**, including matte. (See this year's "Panoramas" category for exception.)
7. Images **must be mounted on a backing, preferably foam core**, either 1/8 inch or 1/4 inch, but a heavy matte board may also be used as a backing. Mattes are optional, but are highly recommended to help protect the print. **No** construction paper. **No** frames. **No** canvas wraps. (SEE ILLUSTRATION BELOW.)

NOTE: Photos **CANNOT** be judged without a backing due to handling requirements, as described above. If you bring in photos without a backing, you will be given an opportunity to properly mount the photos before entry, if possible. If mailed-in photos are received without an approved backing, we will make a reasonable effort to contact you to make arrangements for mounting the photos properly.

Photo Mounted on Backing



Front Matte in Place



8. The following information **must** be placed on the reverse side of each entry, **on the backing**: the entrant's **name, address, phone number, the category** (see Adult and Youth Class Categories page 4), and the **location** where the photo was taken. This is in addition to the information on the photo tickets, in case they get separated from the print. **Please include a title for the image on the back.** There can be **NO** writing or anything else added to the **front** of the print which might influence or distract the judges. **DO NOT** sign the front of the print. Complete the Bangor State Fair Photo Contest Registration Form and the Photo Tickets for your prints prior to delivery to the Bangor Civic Center. Attach the photo tickets to your prints (one for each print) per the instructions included with the registration form.
9. **Image Manipulation**—The following rules regarding image manipulation will apply:
 - a. Color or B&W prints in all categories **EXCEPT** Nature may include any addition, modifications or manipulations, as long as they are the original work of the maker. Traditional toning (e.g. sepia, blue, silver) is allowed in all B&W categories, **INCLUDING** Nature, as long as it is still a monochrome image.
 - b. Nature images may not show the "hand of man," nor contain artificially produced hybrid plants or animals, mounted specimens or obviously set arrangements. Any form of manipulation that alters the truth of the photographic statement is ineligible. Limited manipulations may include resizing, cropping, selective or overall lightening or darkening and restoration of the original color of the scene. No special effect filters, including blur to simulate out-of-focus areas, may be applied. Sharpening is allowed but must appear natural. Conversion to black and white is obviously allowed for the B&W nature category, but the conversion must be complete; i.e. no selective display of color within a B&W scene, or vice versa.
10. Photos may be delivered to the contest either by mail or in person.
 - a. **Mailed photos** should be sent to: **PHOTO CONTEST 2022, c/o the Cross Insurance Center, 515 Main Street, Bangor, ME 04401**. Pictures **mailed** to Photo Contest 2022 must be received no later than 4:00 PM, **Monday, July 25th, 2022**. Include registration form, fee and photo ticket(s) with photos. Entries to be returned by mail to you must be MAIL READY (proper container, stamps, etc.).
 - b. **To deliver photos in person**, bring your prints to the **Fair Grandstand** on Monday, August 1st, 5:30 PM to 7:30 PM. Entry to the print drop-off area will be through the doors on the North East or South East side of the grandstand, near the west end of the building. There will be signs to guide you.
11. All photos must be removed from the Grandstand by their makers, or someone acting for them, on **Monday, August 8th**, from 5:30 PM to 7:30 PM. Arrangements must be made with the Eastern Maine Camera Club if you are not able to collect your entries during this time. For further information, email: info@easternmainecameraclub.org.

The contest committee reserves the right to not award ribbons and premiums to photos deemed not worthy by the judges, or to combine categories when numbers of entries are insufficient.
Prize money will be forfeited if any print is removed from display before Mon, August 8th.

**ALL DECISIONS OF THE CONTEST COMMITTEE AND JUDGES WILL BE FINAL.
DEVIATION FROM THE ABOVE RULES WILL AUTOMATICALLY DISQUALIFY YOUR ENTRIES.
ALL PHOTOGRAPHS WILL BE GIVEN REASONABLE CARE. THE COMMITTEE OR BANGOR STATE FAIR CANNOT BE HELD RESPONSIBLE FOR LOST OR DAMAGED PHOTOS, OR PHOTOS NOT PICKED UP WITHIN 30 DAYS.**

CATEGORIES AND PRIZES

ADULT CLASS CATEGORIES (Over 16 years old):

(Note: One Black & White plus one Color print per category. No nudes in any category.)

1. People
2. Children
3. Nature—the “hand of man” cannot be evident in the picture.
4. Animals
5. Flowers
6. Open—Any subject matter in good taste.
7. Maine—Photos that symbolize Maine and were taken in Maine.
8. Our Town—Photos of things, buildings, or places in and around the town, city, or village where you live. This can be done in a documentary or journalistic style, or more artistically, to show what makes it a unique or special place to live. People and/or animals may be included, but not as the main subject.

Prize money and ribbons in all the above categories include: First Place, \$20.00; Second Place, \$15.00; Third Place, \$10.00; Ribbons only will be awarded for Honorable Mention.

YOUTH CATEGORIES (16 years old and under):

(Note: Two Black & White plus two Color prints per category. No nudes in any category.)

Open—The only category for Youth entries this year is Open, which is “any subject matter in good taste.” Any Youth photographer (16 and under) may enter up to two color AND two black and white prints. Please indicate on your registration form how many prints of each type you are entering.

Prize money and ribbons the Youth categories include: First Place, \$20.00; Second Place, \$15.00; Third Place, \$10.00; Ribbons only for Honorable Mention.

Please indicate on your registration form whether you are entering as an Adult or a Youth. If you are 16 or under, but choose to compete as an Adult, you may not enter in the Youth categories at the same time.

BEST IN SHOW:

ADULT CLASS: \$175.00 each for color and black & white

YOUTH CLASS: \$175.00 (One award in either color or black & white.)



Photo Contest
c/o the Cross Insurance Center
515 Main Street
Bangor, ME 04401
Telephone (207) 561-8300
www.bangorstatefair.com

2022 PHOTO CONTEST
REGISTRATION FORM
&
PHOTO TICKET INSTRUCTIONS

<p>PLEASE PRINT LEGIBLY</p> <p>NAME _____</p> <p>STREET _____</p> <p>CITY _____</p> <p>TELEPHONE _____</p> <p>EMAIL _____</p>	<p>Number of Photos Entered:</p> <p>_____ Color Prints</p> <p>_____ Black & White Prints</p> <p>Which category applies to you?</p> <p><input type="checkbox"/> Adult (17 years old and over)</p> <p><input type="checkbox"/> Youth (16 years old and under)</p>
<p>Fee Enclosed (One form and fee per person. Only one person per form.):</p> <p>_____ Adult – \$15 _____ Youth – \$5</p> <p>ALL PRINTS MUST BE MOUNTED ON FOAM CORE OR OTHER RIGID BACKING.</p>	

Submit this form, along with the photo(s), fee, and Photo Ticket(s) from the Photo Ticket forms at the same time. Packages must be received at the address above no later than 4:00 PM, Monday, July 25, 2022, or may be dropped off in person on Monday, August 1, 2022, from 5:30 PM to 7:30 PM at the Bangor State Fair Grandstand.

1. Fill out a photo Ticket for each entry.
2. Do not write in the "Seq. num." or "Awards" boxes. These are for contest officials only.
3. Check off the appropriate box for Adult/Youth and Color or B/W.
4. Place the mounted photo face down.
5. Write your name, address, phone number, category, and location photo was taken on the back of the mounting board in case the Photo Ticket comes off.
6. Place the Photo ticket face down in the lower right hand corner of the mounting board. Align the ticket so that it hangs below the mounting board, as shown.



7. Tape the top of the ticket to the mounting board as shown.



8. Fold the ticket up at the dotted line.















9. Use a post-it note or small piece of tape to temporarily hold the ticket up for judging.



10. When the contest officials hang the photo for display after the judging, the ticket will be released so that it hangs below the mounting board to identify the photographer.



<p>Face down on back of board Tape to back and fold up (see Instructions)</p>  <p>Seq No <input type="text"/> Awards <input type="text"/></p> <p>PHOTO TICKET (1 per photo)</p> <p>Name: <input type="text"/></p> <p>City: <input type="text"/></p> <p>Location photo was taken: <input type="text"/></p> <p>Adult: <input type="checkbox"/> Youth: <input type="checkbox"/></p> <p>Color: <input type="text"/> or B/W: <input type="text"/></p> <p>Title: <input type="text"/></p> <p>Category: <input type="text"/></p>	<p>Face down on back of board Tape to back and fold up (see Instructions)</p>  <p>Seq No <input type="text"/> Awards <input type="text"/></p> <p>PHOTO TICKET (1 per photo)</p> <p>Name: <input type="text"/></p> <p>City: <input type="text"/></p> <p>Location photo was taken: <input type="text"/></p> <p>Adult: <input type="checkbox"/> Youth: <input type="checkbox"/></p> <p>Color: <input type="text"/> or B/W: <input type="text"/></p> <p>Title: <input type="text"/></p> <p>Category: <input type="text"/></p>	<p>Face down on back of board Tape to back and fold up (see Instructions)</p>  <p>Seq No <input type="text"/> Awards <input type="text"/></p> <p>PHOTO TICKET (1 per photo)</p> <p>Name: <input type="text"/></p> <p>City: <input type="text"/></p> <p>Location photo was taken: <input type="text"/></p> <p>Adult: <input type="checkbox"/> Youth: <input type="checkbox"/></p> <p>Color: <input type="text"/> or B/W: <input type="text"/></p> <p>Title: <input type="text"/></p> <p>Category: <input type="text"/></p>	<p>Face down on back of board Tape to back and fold up (see Instructions)</p>  <p>Seq No <input type="text"/> Awards <input type="text"/></p> <p>PHOTO TICKET (1 per photo)</p> <p>Name: <input type="text"/></p> <p>City: <input type="text"/></p> <p>Location photo was taken: <input type="text"/></p> <p>Adult: <input type="checkbox"/> Youth: <input type="checkbox"/></p> <p>Color: <input type="text"/> or B/W: <input type="text"/></p> <p>Title: <input type="text"/></p> <p>Category: <input type="text"/></p>
<p>Face down on back of board Tape to back and fold up (see Instructions)</p>  <p>Seq No <input type="text"/> Awards <input type="text"/></p> <p>PHOTO TICKET (1 per photo)</p> <p>Name: <input type="text"/></p> <p>City: <input type="text"/></p> <p>Location photo was taken: <input type="text"/></p> <p>Adult: <input type="checkbox"/> Youth: <input type="checkbox"/></p> <p>Color: <input type="text"/> or B/W: <input type="text"/></p> <p>Title: <input type="text"/></p> <p>Category: <input type="text"/></p>	<p>Face down on back of board Tape to back and fold up (see Instructions)</p>  <p>Seq No <input type="text"/> Awards <input type="text"/></p> <p>PHOTO TICKET (1 per photo)</p> <p>Name: <input type="text"/></p> <p>City: <input type="text"/></p> <p>Location photo was taken: <input type="text"/></p> <p>Adult: <input type="checkbox"/> Youth: <input type="checkbox"/></p> <p>Color: <input type="text"/> or B/W: <input type="text"/></p> <p>Title: <input type="text"/></p> <p>Category: <input type="text"/></p>	<p>Face down on back of board Tape to back and fold up (see Instructions)</p>  <p>Seq No <input type="text"/> Awards <input type="text"/></p> <p>PHOTO TICKET (1 per photo)</p> <p>Name: <input type="text"/></p> <p>City: <input type="text"/></p> <p>Location photo was taken: <input type="text"/></p> <p>Adult: <input type="checkbox"/> Youth: <input type="checkbox"/></p> <p>Color: <input type="text"/> or B/W: <input type="text"/></p> <p>Title: <input type="text"/></p> <p>Category: <input type="text"/></p>	<p>Face down on back of board Tape to back and fold up (see Instructions)</p>  <p>Seq No <input type="text"/> Awards <input type="text"/></p> <p>PHOTO TICKET (1 per photo)</p> <p>Name: <input type="text"/></p> <p>City: <input type="text"/></p> <p>Location photo was taken: <input type="text"/></p> <p>Adult: <input type="checkbox"/> Youth: <input type="checkbox"/></p> <p>Color: <input type="text"/> or B/W: <input type="text"/></p> <p>Title: <input type="text"/></p> <p>Category: <input type="text"/></p>
<p>Face down on back of board Tape to back and fold up (see Instructions)</p>  <p>Seq No <input type="text"/> Awards <input type="text"/></p> <p>PHOTO TICKET (1 per photo)</p> <p>Name: <input type="text"/></p> <p>City: <input type="text"/></p> <p>Location photo was taken: <input type="text"/></p> <p>Adult: <input type="checkbox"/> Youth: <input type="checkbox"/></p> <p>Color: <input type="text"/> or B/W: <input type="text"/></p> <p>Title: <input type="text"/></p> <p>Category: <input type="text"/></p>	<p>Face down on back of board Tape to back and fold up (see Instructions)</p>  <p>Seq No <input type="text"/> Awards <input type="text"/></p> <p>PHOTO TICKET (1 per photo)</p> <p>Name: <input type="text"/></p> <p>City: <input type="text"/></p> <p>Location photo was taken: <input type="text"/></p> <p>Adult: <input type="checkbox"/> Youth: <input type="checkbox"/></p> <p>Color: <input type="text"/> or B/W: <input type="text"/></p> <p>Title: <input type="text"/></p> <p>Category: <input type="text"/></p>	<p>Face down on back of board Tape to back and fold up (see Instructions)</p>  <p>Seq No <input type="text"/> Awards <input type="text"/></p> <p>PHOTO TICKET (1 per photo)</p> <p>Name: <input type="text"/></p> <p>City: <input type="text"/></p> <p>Location photo was taken: <input type="text"/></p> <p>Adult: <input type="checkbox"/> Youth: <input type="checkbox"/></p> <p>Color: <input type="text"/> or B/W: <input type="text"/></p> <p>Title: <input type="text"/></p> <p>Category: <input type="text"/></p>	<p>Face down on back of board Tape to back and fold up (see Instructions)</p>  <p>Seq No <input type="text"/> Awards <input type="text"/></p> <p>PHOTO TICKET (1 per photo)</p> <p>Name: <input type="text"/></p> <p>City: <input type="text"/></p> <p>Location photo was taken: <input type="text"/></p> <p>Adult: <input type="checkbox"/> Youth: <input type="checkbox"/></p> <p>Color: <input type="text"/> or B/W: <input type="text"/></p> <p>Title: <input type="text"/></p> <p>Category: <input type="text"/></p>